

The Little RD Office that Could

Karen Fletcher, Director
Katie Howard, Assistant Director

Grants Resources & Services
Office of Research
Appalachian State University

Resilience in a Shifting Research Landscape

- Strategy
- Stepping outside of your comfort zone
- Persevere



Finding the Resolve to Tackle the Perils of Programming


Our Programming Inheritance

2015 - Present



Successes/improvements

Finding Funding Workshop → → → Funding Your Research
and
InfoEd SPIN Database Training



SPIN Training Success & Style

- Must come with funding need/idea for project that needs funding
- In a computer lab
- 90 percent of the workshop is spent with participants using the database



Grant Proposal Writing Overview

"I needed a starting point so all the information was helpful."

Existing components

- Overview of the grant process
- Overview of the timeline of writing a grant proposal
- Basic parts of a proposal
- The pitfalls
- 1.5 hours

Added components

- Writing exercises
- Quizzes



Fixer Upper - University Research Council Internal Grant Writing Circles

Fall 2015	Once a week for 3 weeks	10 participants
Spring 2016	Once a week for 6 weeks	3 participants
Fall 2016	Once a week for 6 weeks	3 participants
Spring 2017	One day for 1.5 hours	9 participants
Fall 2017	One day for 1.5 hours	10 people
Spring 2018	One day for 1.5 hours	5 participants

“An excellent use of time & energy.”

“Well worth the time investment.”



NORDP

National Organization of
Research Development Professionals

Flop - APPLYosef

Appalachian Proposal Preparation Lab

Spring 2016	6 weeks	8 participants
Fall 2016	10 weeks	5 participants
Spring 2017	Once-a-week for the whole semester, drop-in	2 participants, once each
PREParation for Appalachian Research Experiences		
Fall 2017 - Spring 2018	8 months	9 applicants*




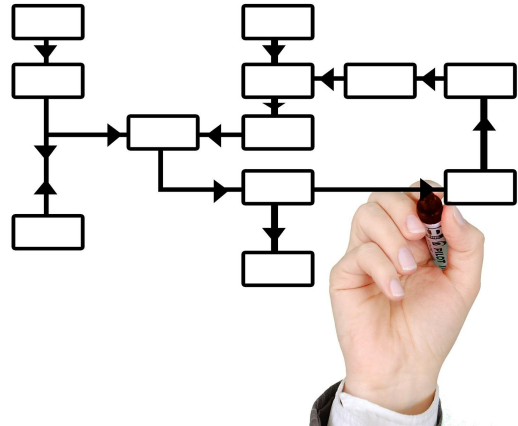
Designed to assist grant-ready faculty develop their idea for funding and prepare a quality, review-ready proposal with valuable information and support from grant-experienced facilitators.

Metrics

- Participant Evaluations
- Touchpoints
 - URC
 - 36 out of 75 (48%)
- Program/Course Evaluation

Logistics

- Attendance
 - Timing
 - Faculty workload
 - Presentation style
 - Marketing
 - Cross departmental collaborations
 - Webinars
 - Other ?
- 



Q & A

Office of Research



APPALACHIAN STATE UNIVERSITY

Karen Fletcher

fletcherkl@appstate.edu

Katie Howard

howards1@appstate.edu